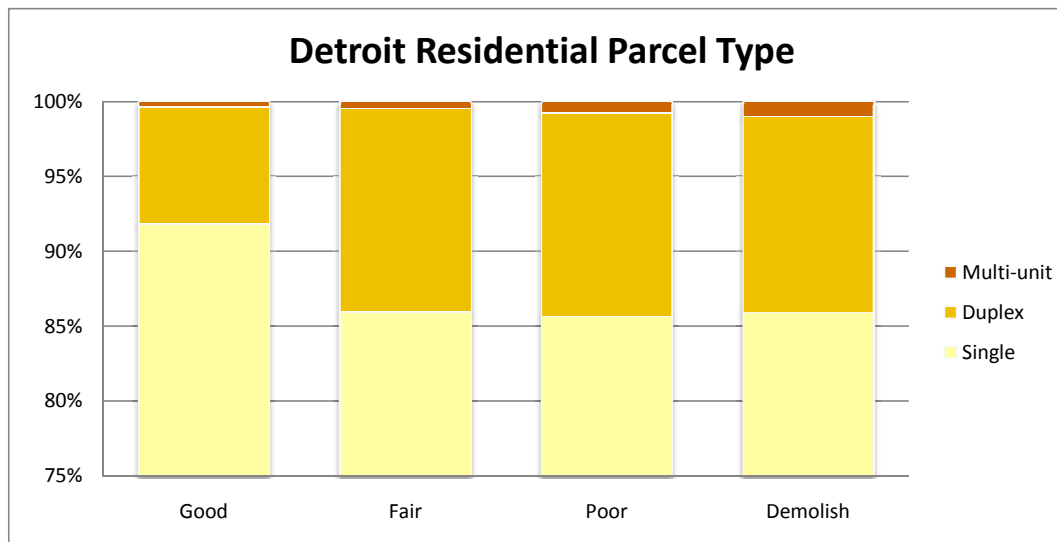
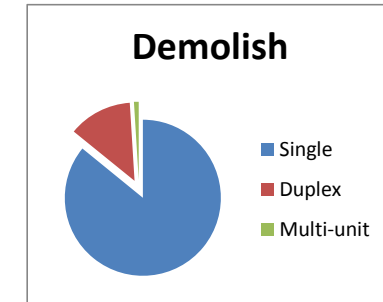
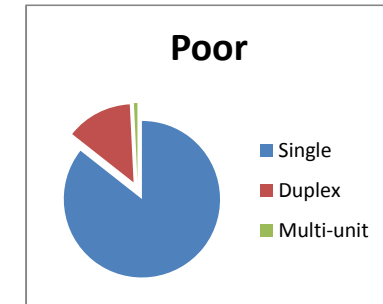
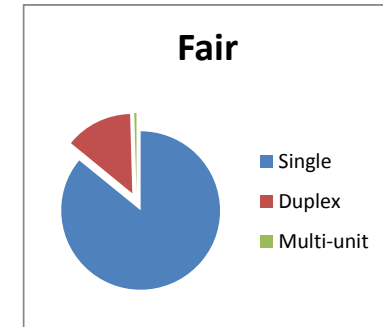
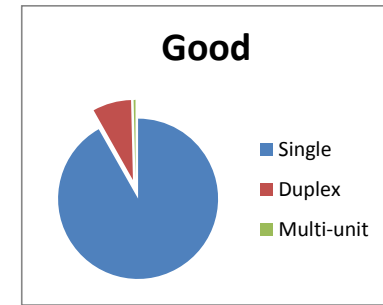


Detroit Residential Parcel Survey

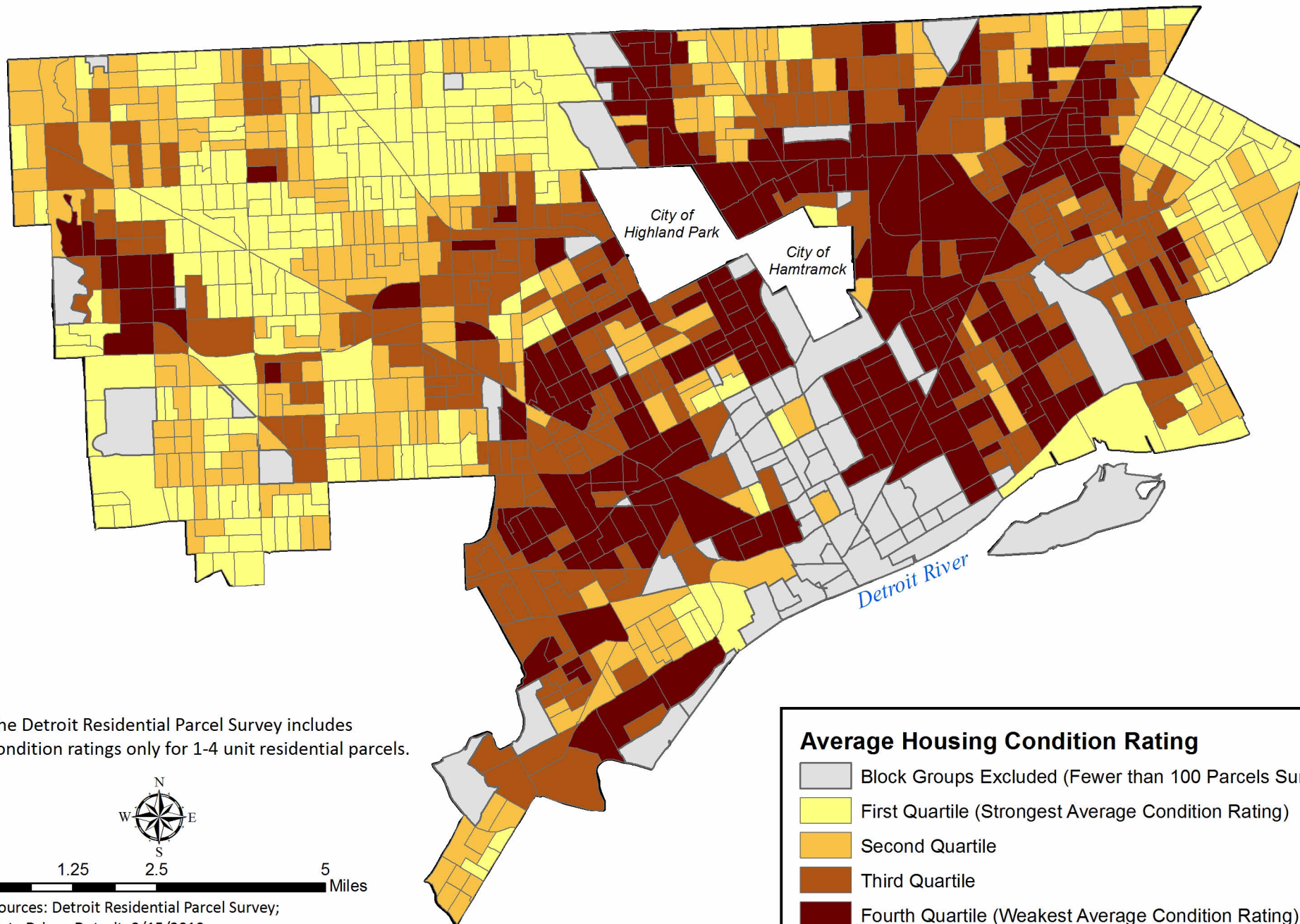
Citywide Report for Housing Condition



	Good		Fair		Poor		Demolish	
	Housing	% of Housing	Housing	% of Housing	Housing	% of Housing	Housing	% of Housing
Housing Type								
Single	198,342	92%	21,004	86%	7,295	86%	2,988	86%
Duplex	16,848	8%	3,328	14%	1,160	14%	457	13%
Multi-unit	864	0%	116	0%	64	1%	35	1%
Condition								
Good	216,059	100%	0	0%	0	0%	0	0%
Fair	0	0%	24,448	100%	0	0%	0	0%
Poor	0	0%	0	0%	8,519	100%	0	0%
Demolish	0	0%	0	0%	0	0%	3,480	100%
Vacancy								
Vacant	11,733	5%	9,120	37%	6,593	77%	3,358	96%
Possible	1,656	1%	806	3%	252	3%	7	0%
VOD								
Vacant , Open and Dangerous	947	0%	2,609	11%	3,855	45%	2,998	86%
Fire								
Fire	54	0%	187	1%	819	10%	1,893	54%
Vacant Lot (VL)								
		% of VL		% of VL		% of VL		% of VL
Un-Improved	226	60%	36	73%	11	79%	3	100%
Improved	150	40%	13	27%	3	21%	0	0%
TOTAL	216,430		24,497		8,533		3,483	



Average Housing Condition, by Census Block Group Detroit, Michigan



The Detroit Residential Parcel Survey includes condition ratings only for 1-4 unit residential parcels.



0 1.25 2.5 5 Miles

Sources: Detroit Residential Parcel Survey;
Data Driven Detroit. 2/15/2010