



UNEQUAL ACCESS: TWO TIERS OF FOOD SAFETY & SANITATION IN DETROIT'S CORNER & GROCERY STORES

By: Doing Development Differently in Detroit (D-4), ROC-
Michigan, and MOSES

Primary Research Assistance Provided By:

Data Driven Detroit

Critical Link in Detroit's Food System



- Food retailers with liquor licenses:
 - ▣ 92% of EBT vendors are fringe food locations (convenience/"party" stores)
 - ▣ Detroit residents live an average of .7 miles from one of these establishments
 - ▣ Detroit residents live on average twice as far from a grocery store

Research Methodology



- 207 surveys of establishments with liquor license and EBT
- Random sample (one-fifth sampling rate)
- Data collected September 2010 – May 2011
- Survey criteria from Michigan Department of Agriculture (MDA)
- Secondary Data: Census Bureau – 2010 census and ACS (2005-2009)



A Two-Tiered Food Retail Environment

Top Tier Retailers



- Ensure the cleanliness and safety of their establishments
- Facilitate trust and positive relations with the community
- Enjoy repeat customers and an enhanced bottom line

Low Tier Retailers



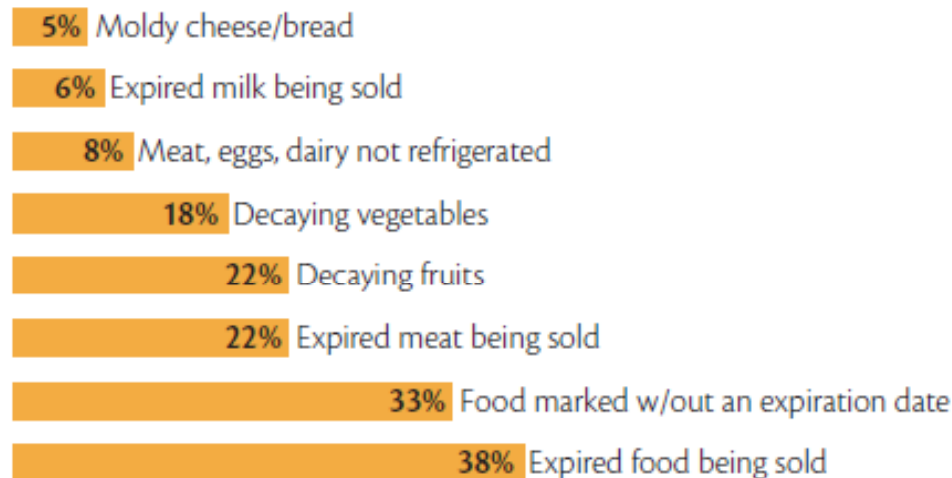
- ❑ Sell unsafe, expired, or dangerous food products in an unsanitary environment
- ❑ Put consumers and the public at risk

Number of Violations





Type of Violations

Type of Food Violation



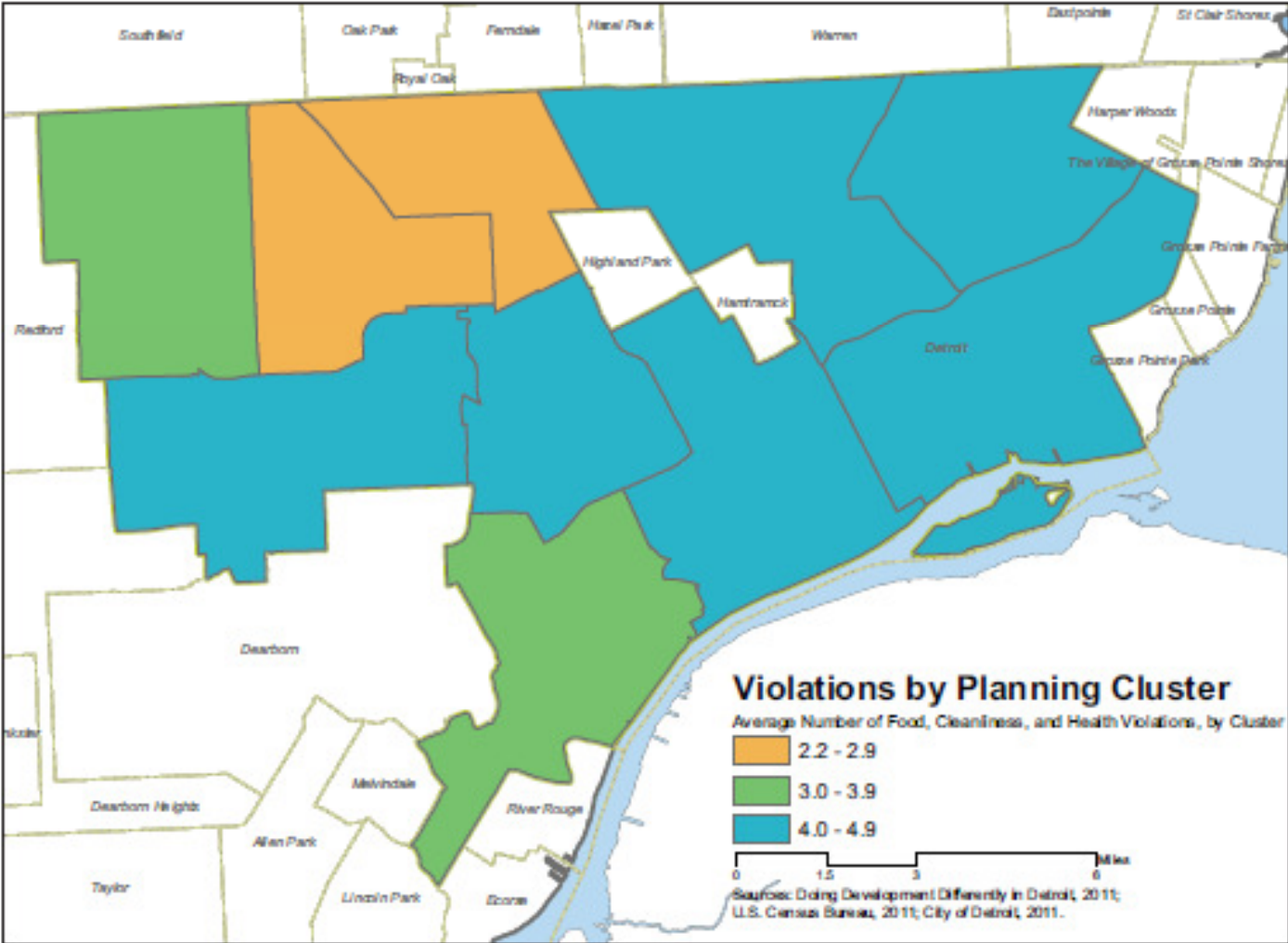
Type of Sanitation Violation





Unequal Impacts, Unequal Outcomes

Violations by Planning Cluster



Poverty Rate



Average Food Safety & Sanitation Violations: By percent poverty rate in Census Tract

1.6 Poverty Rate 0-15%

3.4 Poverty Rate 15-30%

4.6 Poverty Rate 30-45%

5.0 Poverty Rate 45% or higher

Race



Average Food Safety & Sanitation Violations: By majority racial group in Census Tract

3.0 Caucasian

3.8 Latino

3.9 African-American

Children



Average Food Safety & Sanitation Violations:

By percent children in Census Tract

2.9 Percent Children 0-20%

3.5 Percent Children 20-30%

4.8 Percent Children 30-40%

The Hidden Economic Cost of Food Sanitation and Safety Violations

Detroiters spend upwards of **\$200 million** per year on grocery purchases **outside the city.**

Safe & Clean Food Retail Outlets Are Possible

