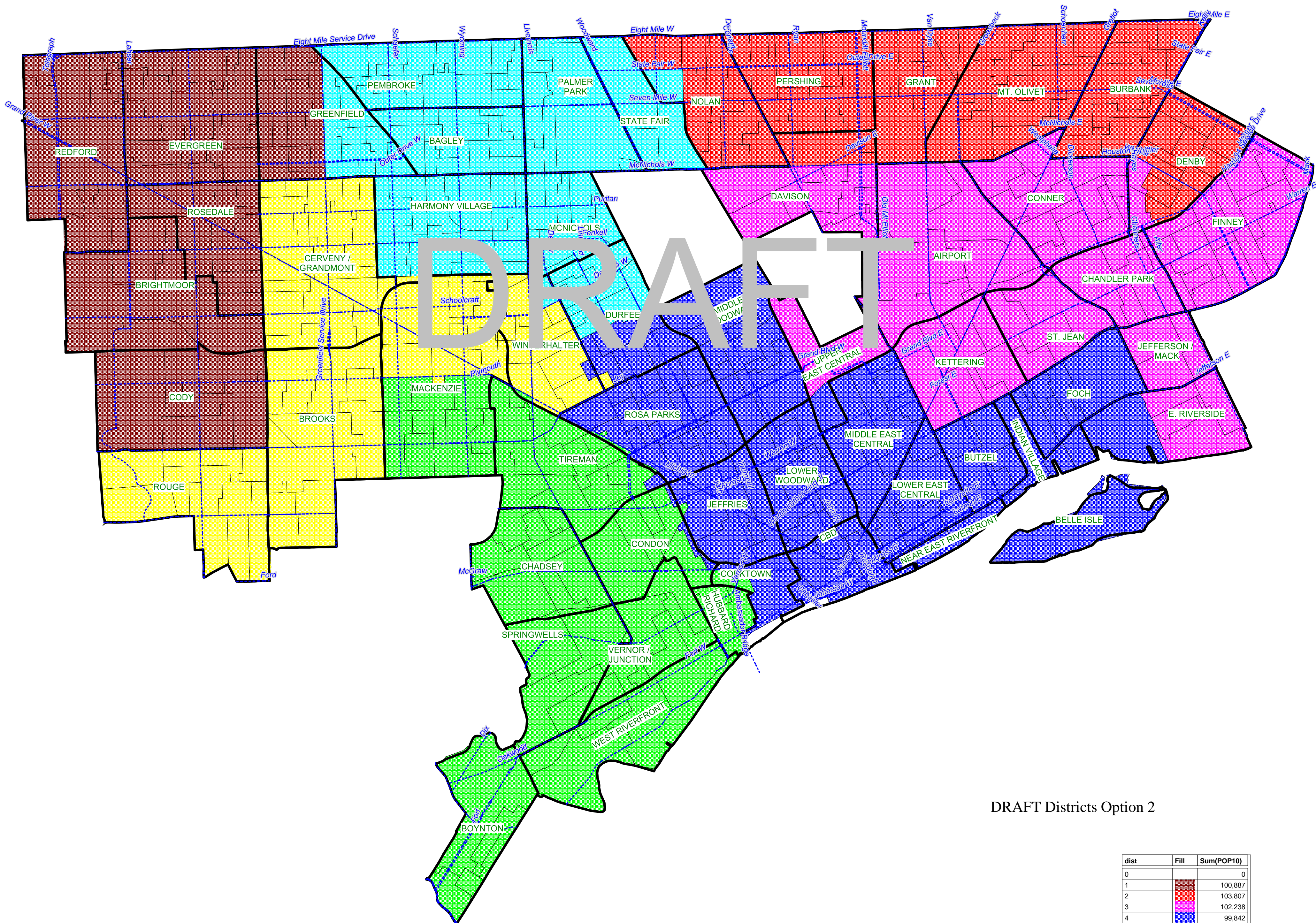









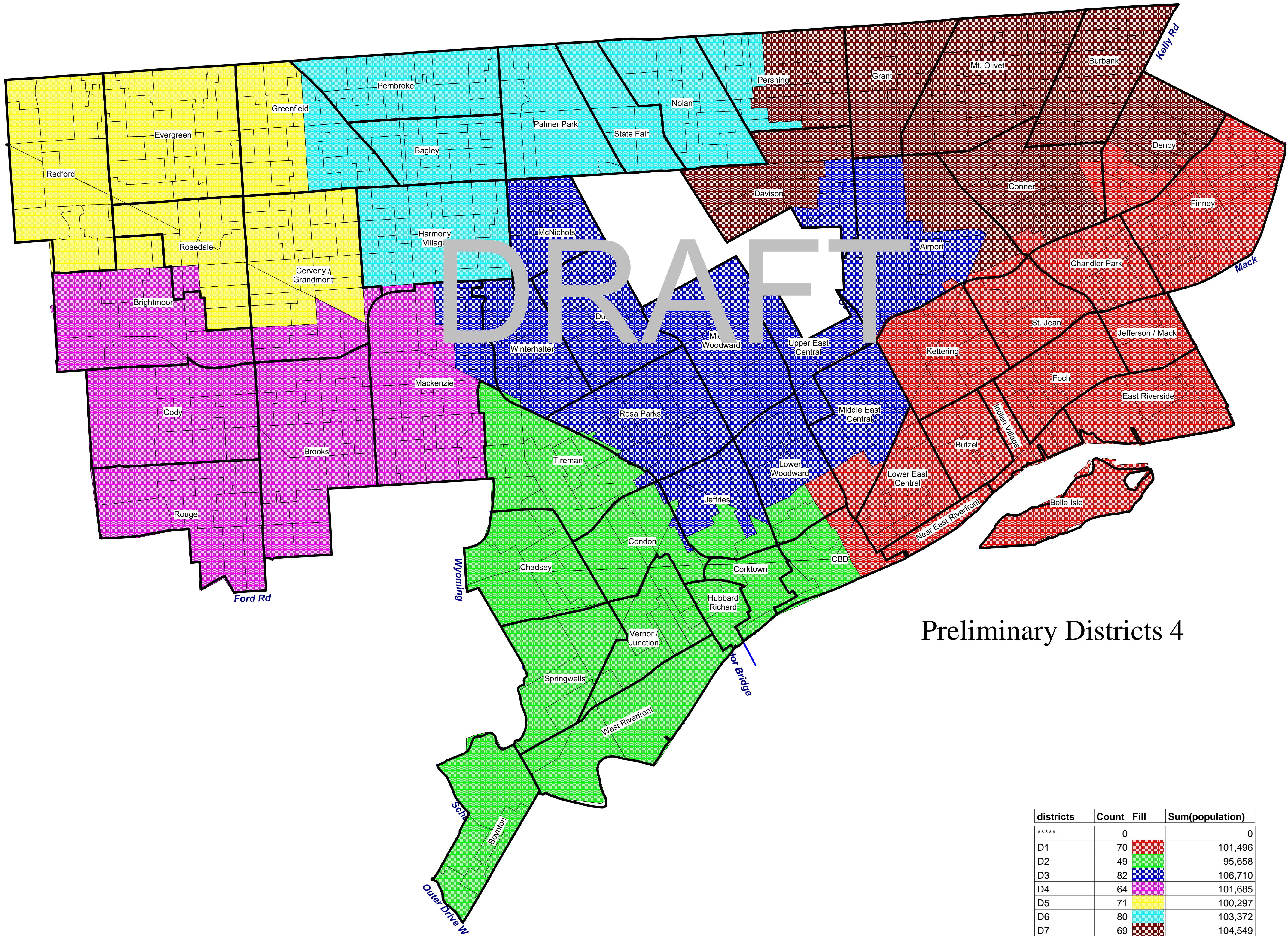
Preliminary Districts Option 1

districts	Count	Fill	Sum(population)
****	0		0
D1	73		104,304
D2	79		103,252
D3	71		99,124
D4	76		101,877
D5	56		102,940
D6	64		97,582
D7	66		104,688

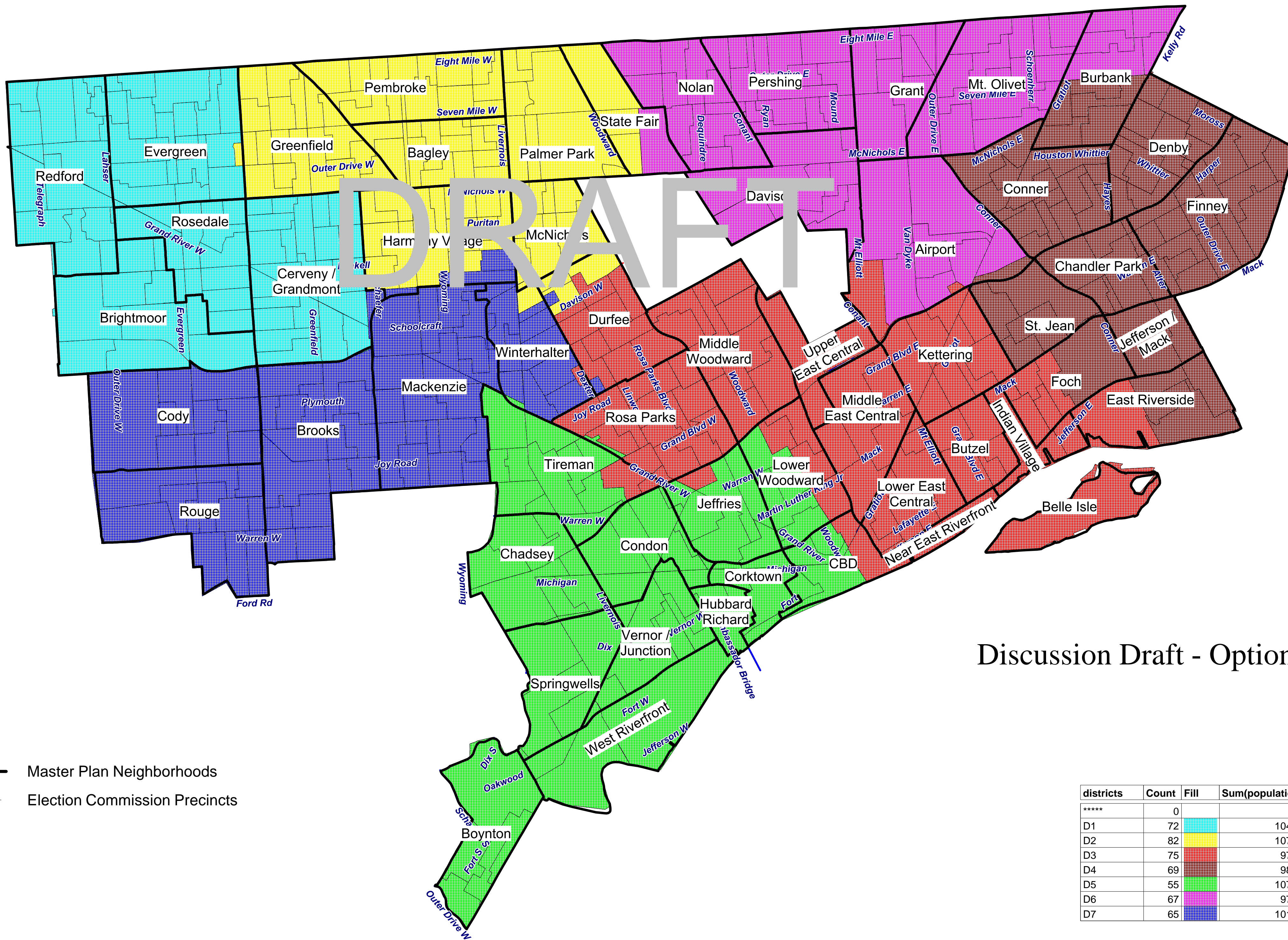


DRAFT Districts Option 2

dist	Fill	Sum(POP10)
0		0
1		100,887
2		103,807
3		102,238
4		99,842
5		103,054
6		102,104
7		100,449



districts	Count	Fill	Sum(population)
****	0		0
D1	70		101,496
D2	49		95,658
D3	82		106,710
D4	64		101,685
D5	71		100,297
D6	80		103,372
D7	69		104,549



Discussion Draft - Option 3

Master Plan Neighborhoods  
 Election Commission Precincts

districts	Count	Fill	Sum(population)
*****	0		0
D1	72	<span style="display: inline-block; width: 10px; height: 10px; background-color: cyan;"></span>	104,586
D2	82	<span style="display: inline-block; width: 10px; height: 10px; background-color: yellow;"></span>	107,077
D3	75	<span style="display: inline-block; width: 10px; height: 10px; background-color: red;"></span>	97,276
D4	69	<span style="display: inline-block; width: 10px; height: 10px; background-color: brown;"></span>	98,948
D5	55	<span style="display: inline-block; width: 10px; height: 10px; background-color: green;"></span>	107,078
D6	67	<span style="display: inline-block; width: 10px; height: 10px; background-color: magenta;"></span>	97,312
D7	65	<span style="display: inline-block; width: 10px; height: 10px; background-color: blue;"></span>	101,490