

Right Start in Detroit 2011

United Way Subcommunity - Rosedale Park

Births	2000-2002 Avg				2006-2008 Avg			
	Rosedale Park		Detroit		Rosedale Park		Detroit	
	Number	Percent	Number	Percent	Number	Percent	Number	Percent
Total Births	235	1.5%	15,181	-	157	1.3%	12,325	-
Minority Births	223	96.8%	13,599	91.0%	154	97.9%	11,358	92.7%

Indicators (Percent of live births)	2000-2002 Avg			Subcommunity Range ¹		2006-2008 Avg			Subcommunity Range ¹		2000-08 % Change ²
	Number	Percent*	Rank**	Min	Max	Number	Percent*	Rank**	Min	Max	
Mothers under age 20											
Rosedale Park	23	9.8%	3	7.4%	22.4%	27	16.9%	9	10.4%	26.9%	72.9%
Detroit	2,617	17.2%		Palmer Park	Conner	2,531	20.5%		Downtown	Burbank	19.1%
Mothers who are unmarried											
Rosedale Park	120	51.1%	3	46.7%	90.1%	93	59.3%	3	53.7%	90.4%	16.0%
Detroit	10,575	69.7%		Chadsey-Condon	Chene	9,379	76.1%		Chadsey-Condon	Chene	9.2%
Mothers did not graduate high school											
Rosedale Park	26	11.7%	1	11.7%	61.4%	23	15.1%	1	15.1%	62.7%	29.2%
Detroit	5,092	34.8%		Rosedale Park	Vernor	4,383	36.3%		Rosedale Park	Chadsey-Condon	4.3%
Mothers did not receive adequate prenatal care											
Rosedale Park	57	24.4%	1	24.4%	55.3%	52	33.1%	2	32.6%	49.0%	36.0%
Detroit	6,619	43.8%		Rosedale Park	Conner	5,063	41.2%		Bagley	St Jean	-6.0%
Mother was a smoker											
Rosedale Park	16	6.9%	1	6.9%	21.7%	12	7.4%	1	7.4%	19.8%	7.4%
Detroit	2,162	14.4%		Rosedale Park	Chene	1,677	13.7%		Rosedale Park	St Jean	-5.0%
Low-birthweight babies											
Rosedale Park	25	10.8%	4	7.8%	19.1%	21	13.3%	13	7.5%	18.0%	23.6%
Detroit	2,035	13.4%		Vernor	Mack	1,632	13.2%		Vernor	Brightmoor	-1.3%

* Percent refers to a specified indicator's three-year average, divided by the three-year total average of births for which the indicator was recorded.

** A ranking of 1 means the "best" rate among the subcommunities ranked. The total number of subcommunities ranked is 39, with boundaries conforming to United Way Subcommunities.

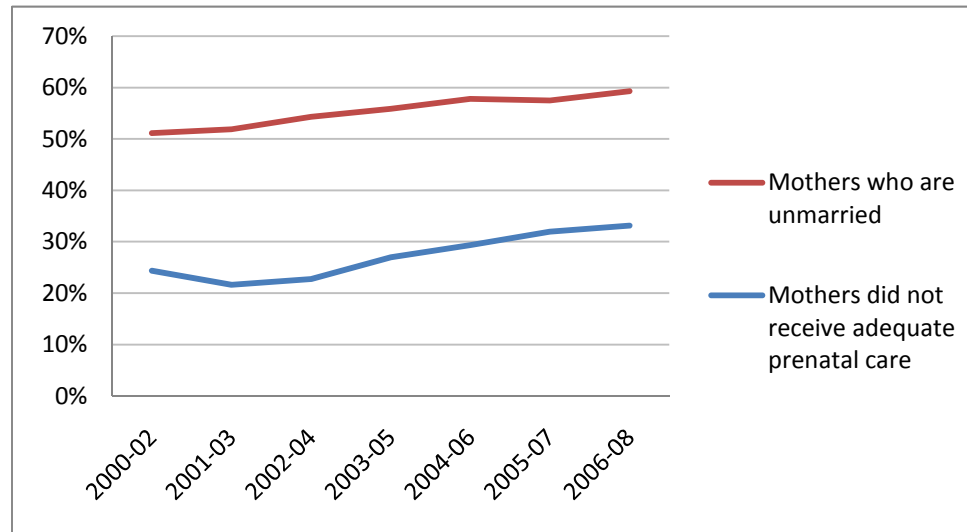
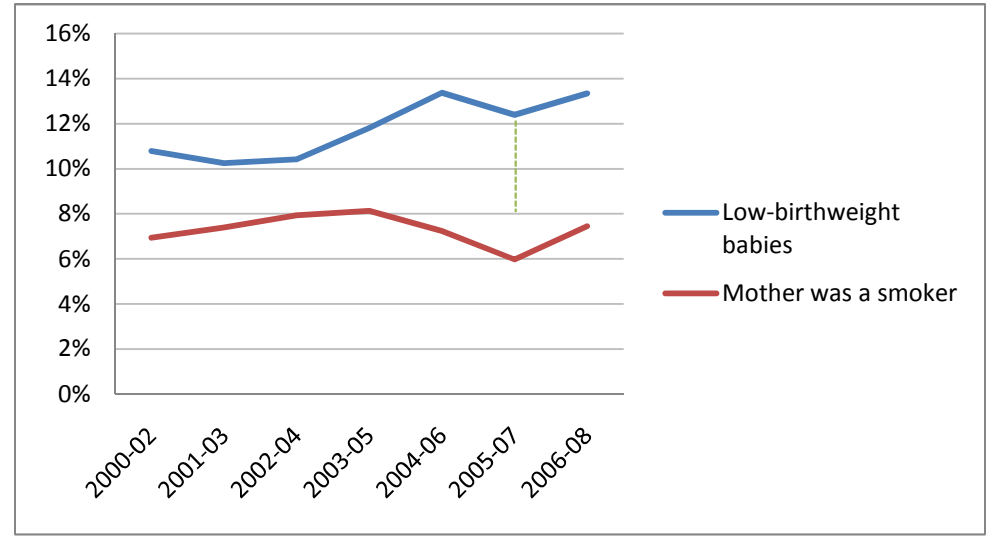
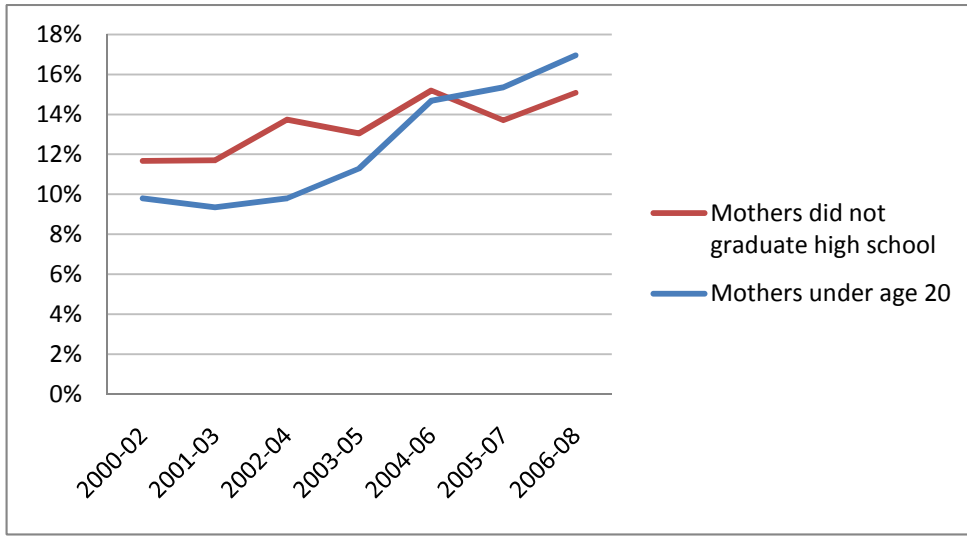
¹ "Range of Values" displays the lowest and highest recorded rates among all 39 Subcommunities for the given time period.

² % change in rate between the 2000-02 three-year average and 2006-08 three-year average; calculated using unrounded rates.

Sources: Detroit Department of Health and Wellness Promotion, Michigan League for Human Services, and Data Driven Detroit

Right Start in Detroit 2011

United Way Subcommunity - Rosedale Park



Sources: Detroit Department of Health and Wellness Promotion, Michigan League for Human Services, and Data Driven Detroit

Right Start in Detroit 2011

Minority births

Infant's race/ethnicity is no longer recorded on Michigan birth certificates. Race/ethnicity of the mother is used as a proxy. Minority births include Black non-Hispanic, Hispanic, and All Other races/ethnicities.

Mothers under age 20

Mothers under age 20 includes mothers with less than or equal to 19 years of age at the time of giving birth.

Mothers who are unmarried

Defined by the number of parents listed on the birth certificate. In Michigan, two parents are listed on the birth certificate if the parents are married. If the parents are unmarried, the birth certificate can be amended at a later date through a form indicating acknowledgement of paternity. If only one parent is listed on the birth certificate, or paternity is acknowledged, it was presumed the mother was not married.

Mothers did not graduate high school

The question on the birth certificate regarding education level of the mother has changed in recent years. However, the indicator considered here should remain consistent, and includes any mother who never went to school, or completed grades one through eleven, without earning a high school diploma.

Mothers did not receive adequate prenatal care

Adequacy of prenatal care was determined using the Kessner Index. Mothers not receiving adequate prenatal care includes the categories of "intermediate" and "inadequate" care.

Mother was a smoker

Between 2000 and 2007, the Michigan birth certificate asked if a mother had smoked during pregnancy. In 2008, the question was amended to ask whether a mother had ever smoked. The change in the question should encourage caution when comparing the final three-year average (2006-2008) data to previous years' data.

Low-birthweight babies

Low-birthweight babies include all babies whose weight was lower than "normal". This includes the categories of "low" (1,500-2,499 grams), "very low" (1,000-1,499 grams), and "extremely low" (≤ 500 grams).